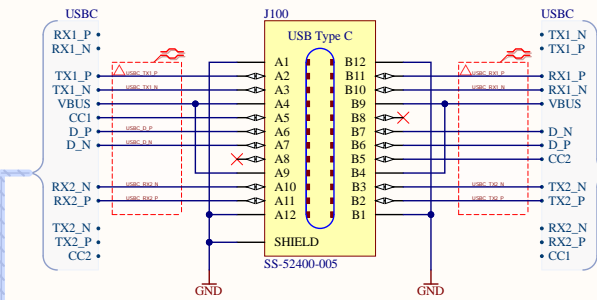
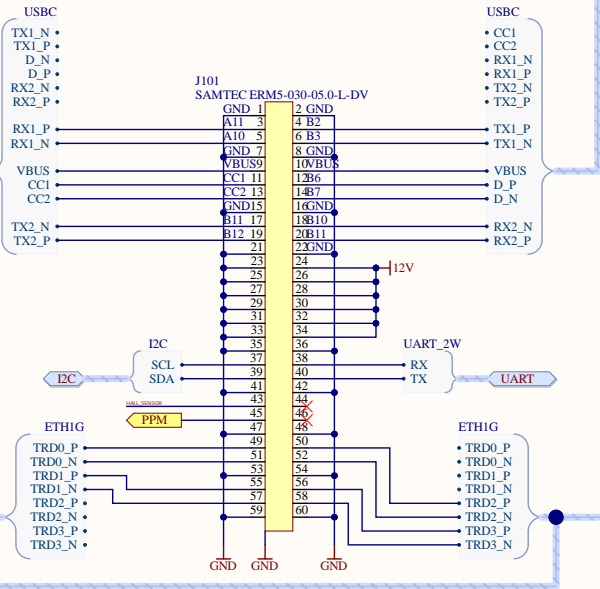


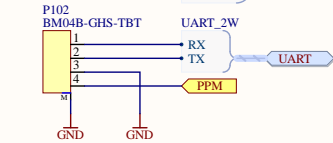
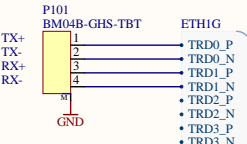
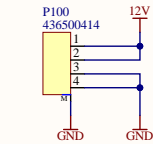
Camera connectors



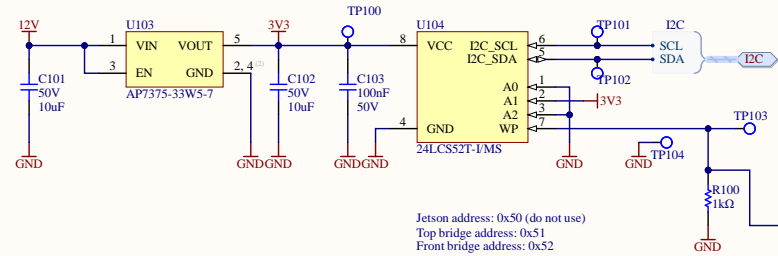
Main input



Camera connectors



Identification

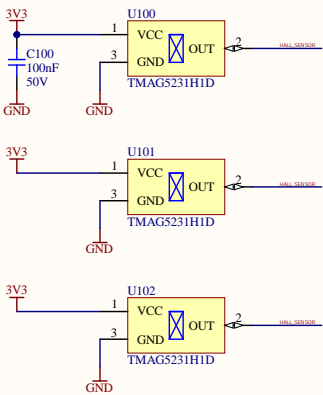


Jetson address: 0x50 (do not use)
Top bridge address: 0x51
Front bridge address: 0x52

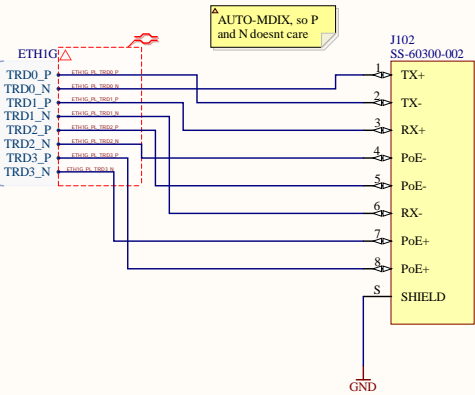


Locking sensor

Note: multiple sensors for multiple footprint locations.



Debug connector



Title : Overview			
Project: Vertex 1.4 - Front Bridge			
SCH: BB	Last change		
PCB: BB	01/08/2024		
CHK: JC	01/08/2024		
Overview.SchDoc		[No Variations]	
Size A3	FCSM No.	DWG No.	Rev D02
		*	
Scale	Date	Sheet	1 of 1
	25-9-2024		